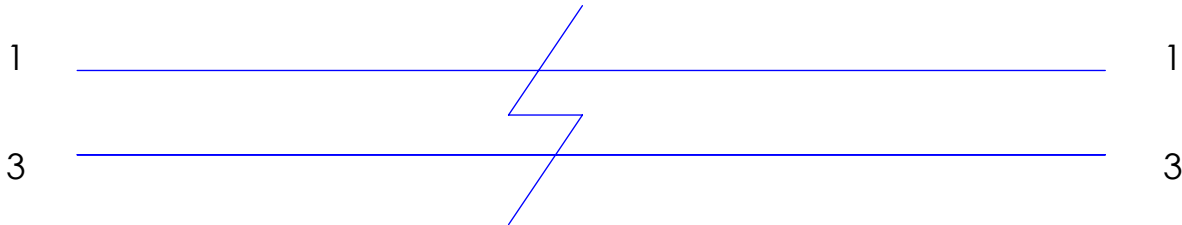
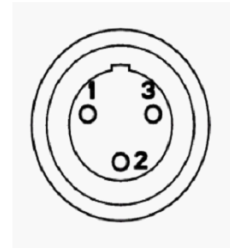


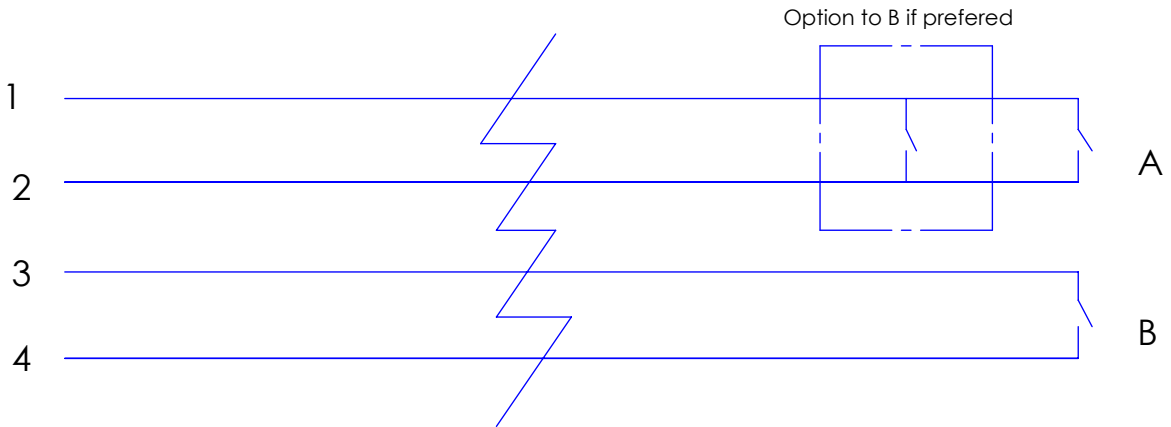
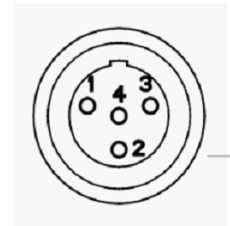
Extinguisher to control box is 2 x 3 way mini-XLR

They should be connected between pins 1 and 3.
Pin 2 is not used and can be left unconnected.



The fire button uses a 4 way mini-XLR

Two pairs of switch inputs are available.
Connect switches across pins 1 and 2 or pins 3 and 4
Unused pins should be left floating.



UNLESS OTHERWISE SPECIFIED:
DIMENSIONS ARE IN MILLIMETERS
SURFACE FINISH:
TOLERANCES:
LINEAR:
ANGULAR:

FINISH:

DEBURR AND
BREAK SHARP
EDGES

DO NOT SCALE DRAWING

REVISION

| NAME | SIGNATURE | DATE |
|--------|-----------|------|
| DRAWN | | |
| CHK'D | | |
| APPV'D | | |
| MFG | | |
| Q.A | | |

| | |
|-----------|----------------|
| TITLE: | |
| DWG NO. | PDE84-1 |
| SCALE:1:5 | SHEET 1 OF 1 |